

(17a) Statement showing Shareholding Pattern

Name of the Company : ABHINAV LEASING & FINANCE LIMITED

Scrip Code : 4749

Scrip ID:

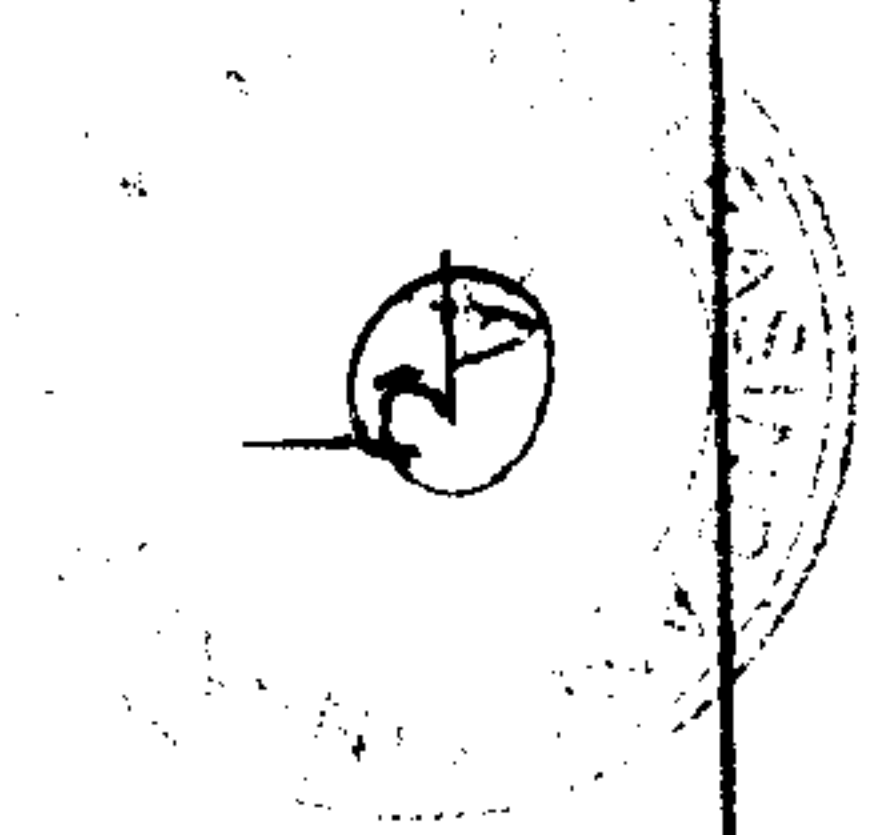
Class of Security : Equity Share

Quarter Ended : 30th September 2014

Partly paid-up shares :	No. of partly paid up shares	As a % of total no. of partly paid-up shares	As a % of total no. of shares of the Company
Held by Promoter / Promoters Group	NIL	N.A.	N.A.
Held by Public	NIL	N.A.	N.A.
Total	NIL	N.A.	N.A.
Outstanding convertible securities :	No. of outstanding securities	As a % of total no. of outstanding convertible securities	As a % of total no. of shares of the Company, assuming full conversion of the convertible securities
Held by Promoter / Promoters Group	NIL	N.A.	N.A.
Held by Public	NIL	N.A.	N.A.
Total	NIL	N.A.	N.A.
Warrants :	No. of warrants	As a % of total no. of warrants	As a % of total no. of shares of the Company, assuming full conversion of warrants
Held by Promoter / Promoters Group	NIL	N.A.	N.A.
Held by Public	NIL	N.A.	N.A.
Total	NIL	N.A.	N.A.

Total paid up capital of the Company
assuming full conversion of warrants
and convertible securities


Rs. 4,99,80,000
divided into 4998000 Equity
Shares of Rs. 10/- each)



		Statement Showing Shareholding Pattern					
Name of the Company :		ABHINAV LEASING & FINANCE LIMITED					
Scrip Code : 4749		Quarter Ended : 30th September 2014					
Table (I)(a)							
Category code	Category of Shareholder	Number of Shareholders	Total number of shares	Number of shares held in dematerializ	Total shareholding as a percentage of(A+B) ¹	As a percentage of (A+B+C)	Shares Pledged or otherwise
(A)	Shareholding of Promoter and Promoter Group ²						
1	Indian						
(a)	Individuals/ Hindu Undivided Family	6	183000	183000	3.66	3.66	0
(b)	Central Government/ State Government(s)	0	0	0	0.00	0.00	0
(c)	Bodies Corporate	0	0	0	0.00	0.00	0
(d)	Financial Institutions/ Banks	0	0	0	0.00	0.00	0
(e)	Any Others(Specify)	0	0	0	0.00	0.00	0
(e-i)							
(e-ii)							
	Sub Total(A)(1)	6	183000	183000	3.66	3.66	0
2	Foreign						
a	Individuals (Non-Residents Individuals/ Foreign Individuals)	0	0	0	0.00	0.00	0
b	Bodies Corporate	0	0	0	0.00	0.00	0
c	Institutions	0	0	0	0.00	0.00	0
d	Any Others(Specify)	0	0	0	0.00	0.00	0
d-i							
d-ii							
	Sub Total(A)(2)	0	0	0	0.00	0.00	0
	Total Shareholding of Promoter and Promoter Group (A) = (A)(1)+(A)(2)	6	183000	183000	3.66	3.66	0
(B)	Public shareholding						



1		-		-		-		-	
(a)	Institutions								
(a)	Mutual Funds/ UTI	0	0	0	0	0.00	0.00	0	0.00
(b)	Financial Institutions / Banks	0	0	0	0	0.00	0.00	0	0.00
(c)	Central Government/ State Government(s)	0	0	0	0	0.00	0.00	0	0.00
(d)	Venture Capital Funds	0	0	0	0	0.00	0.00	0	0.00
(e)	Insurance Companies	0	0	0	0	0.00	0.00	0	0.00
(f)	Foreign Institutional Investors	0	0	0	0	0.00	0.00	0	0.00
(g)	Foreign Venture Capital Investors	0	0	0	0	0.00	0.00	0	0.00
(h)	Any Other (specify)	0	0	0	0	0.00	0.00	0	0.00
(h-i)									
(h-ii)									
	Sub-Total (B)(1)	0	0	0	0	0	0	0	0
B 2		Non-Institutions							
(a)	Bodies Corporate	2	150	0	0	0.00	0.00	0	0.00
(b)	Individuals								
	Individuals -i. Individual shareholders holding nominal share capital up to Rs 1 lakh								
I		393	834850	713900		16.70	16.70	0	0.00
II	ii. Individual shareholders holding nominal share capital in excess of Rs. 1 lakh.								
(c)	Any Other (specify)	60	3488500	2536000		69.80	69.80	0	0.00
(c-i)	Clearing House/Public Trust	0	0	0	0	0.00	0.00	0	0.00
(c-ii)	corporate Bodies-OCB	0	0	0	0	0.00	0.00	0	0.00
(c-iii)	Intermediary/ Other Depository A/c	0	0	0	0	0.00	0.00	0	0.00
(c-iv)	Hindu Undivided Family	47	491500	455700		9.83	9.83	0	0.00
(c-v)	Clearing Members/House	0	0	0	0	0.00	0.00	0	0.00
(c-vi)	Qualified Foreign Investor- Individual	0	0	0	0	0.00	0.00	0	0.00
(c-vii)	Qualified Foreign Investor- Corporate	0	0	0	0	0.00	0.00	0	0.00
	Sub-Total (B)(2)	502	4815000	3705600		96.34	96.34	0	0.00
(B)	Total Public Shareholding (B) (B)(1)+(B)(2)	502	4815000	3705600		96.34	96.34	0	0.00
	TOTAL (A)+(B)	508	4998000	3888600		100.00	100.00	0	0.00



(C)	Shares held by Custodians and against Depository Receipts have been issued	which	-	-	0	0	0	0.00	0.00	0	0.00
	GRAND TOTAL (A)+(B)+(C)		508	4998000	388600	100.00	100.00	0	0.00		


For Abhinav Leasing & Finance Ltd.


(Director)


(1)(b) Statement showing Shareholding of persons belonging to the category
"Promoter and Promoter Group"

Sr. No.	Name of the shareholder	Total shares held		Shares pledged or otherwise encumbered			
		Number of shares held	As a % of grand total (A) +(B) +(C)	Number	As a percent age	As a % of grand total (A)+(B)+(C) of sub- clause (1)(a)	
1	PAYAL AGARWAL	16000	0.32	0	0.00	0.00	
2	SUNIL KUMAR AGARWAL	17000	0.34	0	0.00	0.00	
3	H.C.AGARWAL	30000	0.60	0	0.00	0.00	
4	HARISH AGARWAL	50000	1.00	0	0.00	0.00	
5	RASHMI AGARWAL	50000	1.00	0	0.00	0.00	
6	OM PRAKASH AGARWAL	20000	0.40	0	0.00	0.00	
TOTAL		183000	3.66	0	0.00	0.00	



(D)(c)(i) Statement showing holding of securities (including shares, warrants, convertible securities) of persons belonging to the category "Public" and holding more than 1% of the total number of shares

Sr. No.	Name of the shareholder	Number of shares held	Shares as a percentage of total number of shares i.e., Grand Total (A)+(B)+(C) indicated in Statement at para (D)(a) above}	Details of warrants		Details of convertible		Total shares (including underlying shares assuming full conversion of warrants and convertible securities) as a % of diluted
				Number of warrants held	As a % total number of warrants of the same class	Number of convertible securities held	% w.r.t total number of convertible securities of the same class	
1	PALAK MODI	300000	6.00	0	0	0	0	0
2	SWATI KHANDELWAL	200000	4.00	0	0	0	0	0
3	RAGINI KAHANDELWAL	200000	4.00	0	0	0	0	0
4	SHIVANK KHANDELWAL	200000	4.00	0	0	0	0	0
5	KANHIYA GULATI	150000	3.00	0	0	0	0	0
7	RADHIKA GULATI	150000	3.00	0	0	0	0	0
8	ASHISH MAHAJAN	120000	2.40	0	0	0	0	0
9	ASHA MAHAJAN	100000	2.00	0	0	0	0	0
10	KANHAIIYA GULATI	100000	2.00	0	0	0	0	0
11	MADHU GULATI	100000	2.00	0	0	0	0	0
12	PRIYANK KHANDELWAL	100000	2.00	0	0	0	0	0
13	DILEEP KHANDELWAL	100000	2.00	0	0	0	0	0
14	DILEEP KHANDELWAL	100000	2.00	0	0	0	0	0
15	SARITA KHANDELWAL	100000	2.00	0	0	0	0	0
16	SHRAY GUPTA	80000	1.60	0	0	0	0	0
17	MAHESH KUMAR GUPTA	80000	1.60	0	0	0	0	0
18	RACHNA GUPTA	80000	1.60	0	0	0	0	0
19	KIMI RANA	75000	1.50	0	0	0	0	0
20	RAJSHRI SONAKVDE	70000	1.4	0	0	0	0	0
21	ROHIT LAXMIDAS SONAKVDE	70000	1.4	0	0	0	0	0
	TOTAL	2475000	49.5	0	0	0	0	0




(1)(c)(ii) Statement showing holding of securities (including shares, warrants, convertible securities) of persons (together with PAC) belonging to the category "Public" and holding more than 5% of the total number of shares of the company

Sr. No.	Name(s) of the shareholder(s) and the Persons Acting in Concert (PAC) with them	Number of shares	Shares as a percentage of total number of shares {i.e., Grand Total (A)+(B)+(C) indicated in Statement at para (1)(a) above}	Details of warrants		Details of convertible securities		Total shares (including underlying shares assuming full conversion of warrants and convertible securities) as a % of diluted share capital
				Number of warrants	As a % total number of warrants of the same class	Number of convertible securities held	% w.r.t total number of convertible securities of the same class	
1	Palak Modi	300000	6.00	0	0	0	0	0
	TOTAL	300000	6	0	0	0	0	0



(l)(d) Statement showing details of locked-in shares

Sr. No.	Name of the shareholder	Number of locked-in shares	Locked-in shares as a percentage of total number of shares [i.e., Grand Total (A)+(B)+(C) indicated in Statement at para (l)(a) above]
1	NIL	NIL	NIL
	TOTAL	NIL	NIL




(11)(a) Statement showing details of Depository Receipts (DRs)

Sr. No.	Type of outstanding DR (ADRs, GDRs, SDRs, etc.)	Number of outstanding DRs	Number of shares underlying outstanding DRs	Shares underlying outstanding DRs as a percentage of total number of shares {i.e., Grand Total (A)+(B)+(C) indicated in Statement at para (1)(a) above}
1	NOT APPLICABLE	0	0	0.00
TOTAL		0	0	0.00

(11)(b) Statement showing holding of Depository Receipts (DRs), where underlying shares held by "promoter/promoter group" are in excess of 1% of the total number of shares

Sr. No.	Name of the DR Holder	Type of outstanding DR (ADRs, GDRs, SDRs, etc.)	Number of shares underlying outstanding DRs	Shares underlying outstanding DRs as a percentage of total number of shares {i.e., Grand Total (A)+(B)+(C) indicated in Statement at para (1)(a) above}
1	NOT APPLICABLE	0	0	0.00
TOTAL		0	0	0.00

For Abhinav Leasing & Finance Ltd.


(Director)